

The Pomme Garden

Lobby building

By crossing the path paved with gray stone and after passing the first hall, we reach the one-story lobby building located between the two halls in the garden, adjacent to the office space. The purpose of building was to create an attractive pre-entrance before reaching the office (for new customers), to serve the guests during the ceremony and to create a decorative space for taking photos.

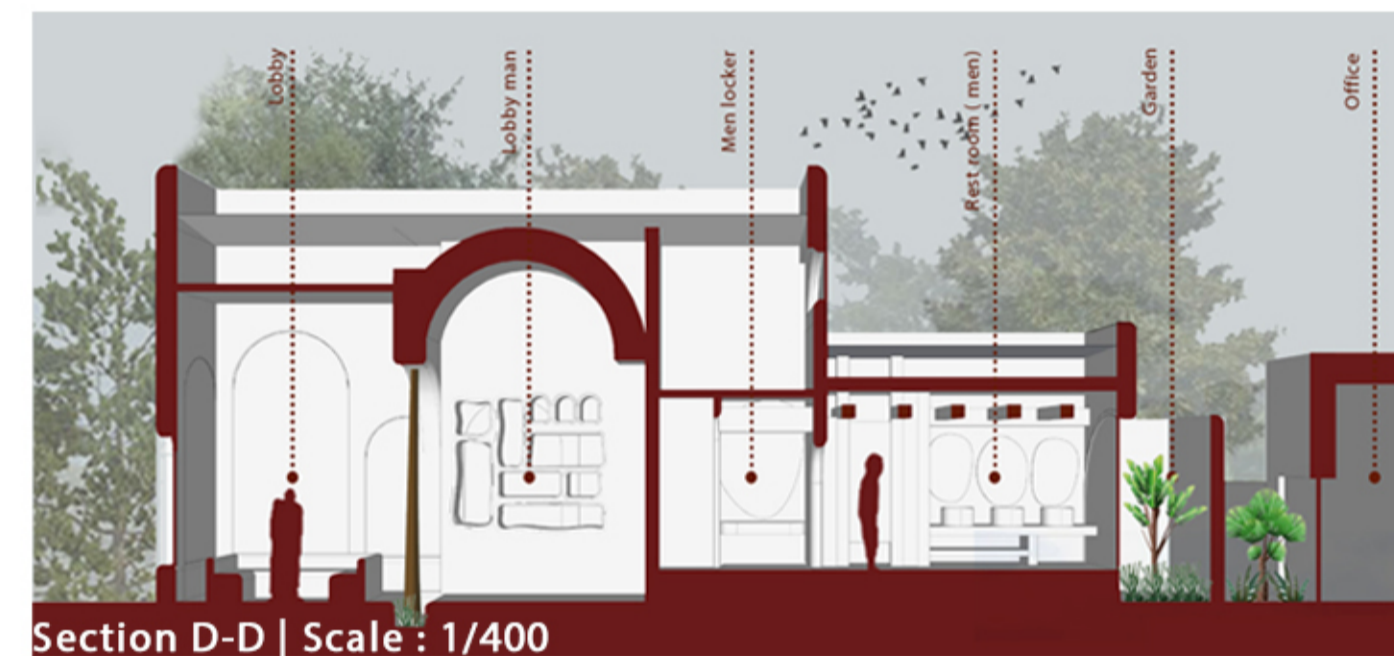
After entering the main lobby, there is lobby man and the sitting space on both sides, which is separated from the end part by three steps. After passing, the dressing room and restrooms are located on the right and left.

The lobby space is divided into two parts:

1. lobby and lobby man with a height of 7 meters (to create a sense of grandeur and spatial)
2. male and female dressing and restrooms with a height of 4 meters.

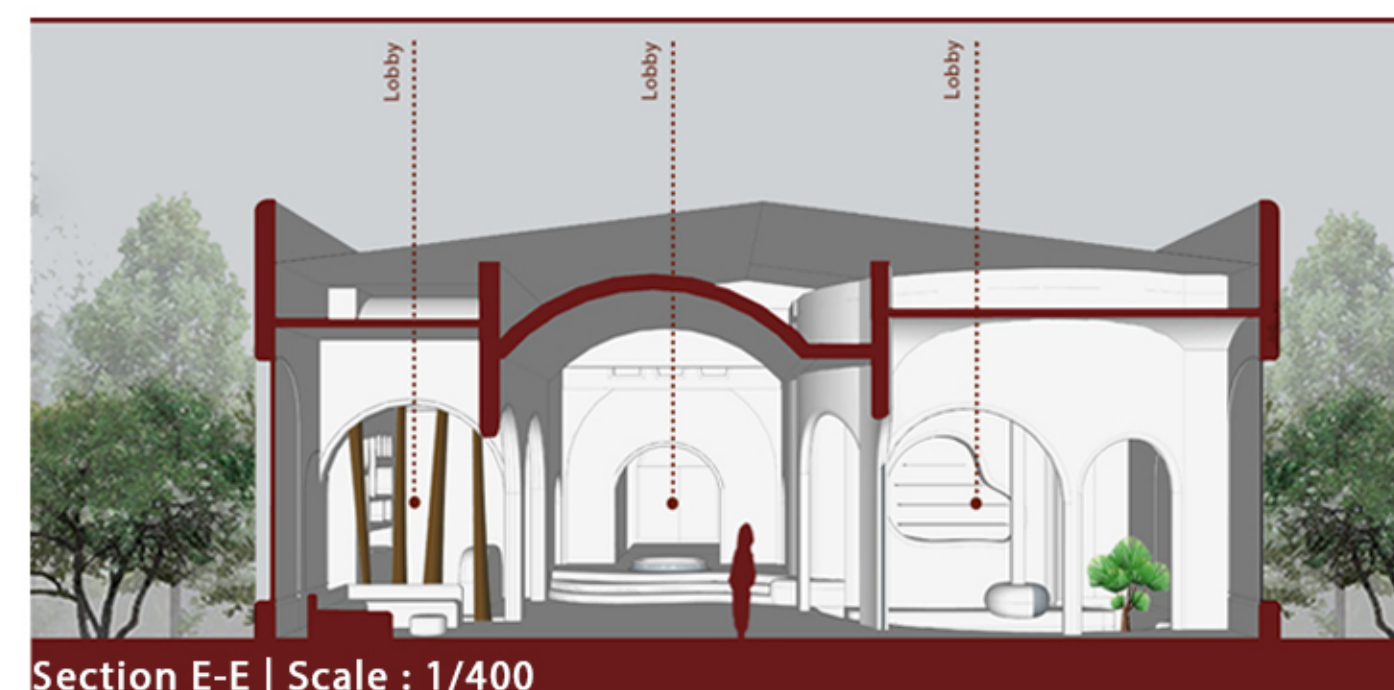
Elongated arches, tall windows, skylights and the combination of various arched roofs next to flat roofs in the vicinity with bohemian accessories, wooden beams, chandeliers and wicker carpets, patinated jars, trunks, tropical plants, luxurious cushions created a special combination.

The space is completely made of dark creme microcement with different patterns on the walls and floor, and microcement with gray color spectrum is used only in the men's restroom. At the end of the building, a corridor leads to the office space. In some part of floors gray stone is used in order to create contrast and separate the space.



Project Innovations


- The garden designed between the rest rooms and office with a white stone wall in middle to prevent disturbing view, bring light, sky and plants into space
- Masonry handmade furniture
- three color in site: dark cream (lobby) on the left side, light cream (pergolas, road) in the middle and white (coffee shop and tent) on the right side.
- Handmade terrazzo for vanity cabinet in restroom with following method: Making a ceramic slab and gluing 4 mm glass that was painted and broken (creating a sense of terrazzo) on it, then applying microcement
- Hiding roof slope with extending the height of edge shelter in order to create the feeling of a flat roof.
- Built-in handmade movable wooden grooved valves with microcement coating for hiding ventilation and radiators in walls.
- Built-in Metal trash cans
- Handmade wooden guide board written by the craftsman.
- Engraved welcome note on big gray stone



Lobby



Lobby



Lobby



Lobby



Lobby



Lobby



Women dressing room

Men restroom

Makeup room



Women restroom



Lobby



Men dressing room

Lobby