

View of the mountains in the distance from the approach over the dining room. The site is located on an eastern slope with views of the ocean and mountains. The building consists of two long and narrow volumes in a T-shape, one of which floats on the slope with steel columns, while the other is built along the slope.



Balcony facing evergreen trees in the back



Transparent hand wash basin cut out of bamboo lattice



The east side of the approach is surrounded by a reinforced concrete retaining wall that also serves as a blindfold.

Looking through the stair terrace along the horizontal pallet and slope.




View into the washroom and bathroom facing the slope.



Palette inserted into the forest



Palette floating on a slope



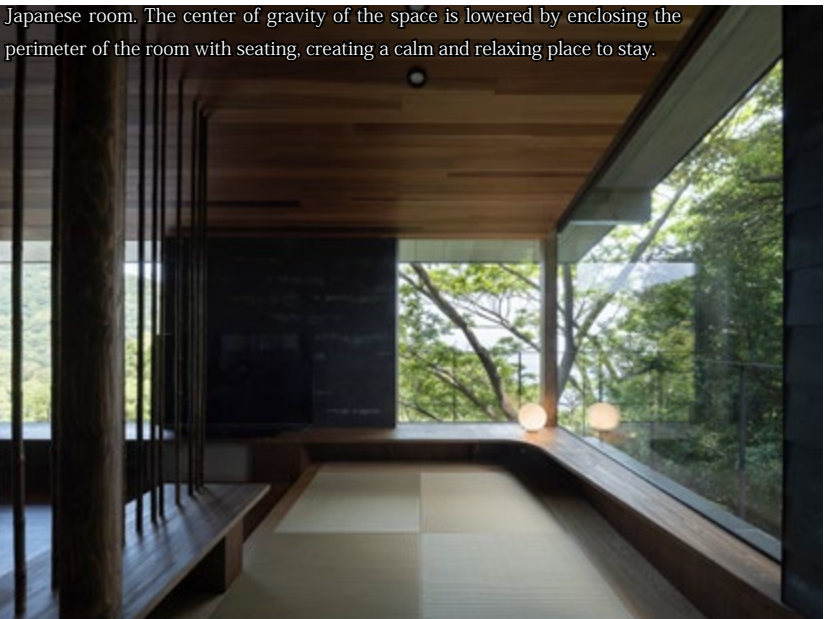
Alleys descending along the topography. Leads to storage, bedrooms, and bottom level bathroom.



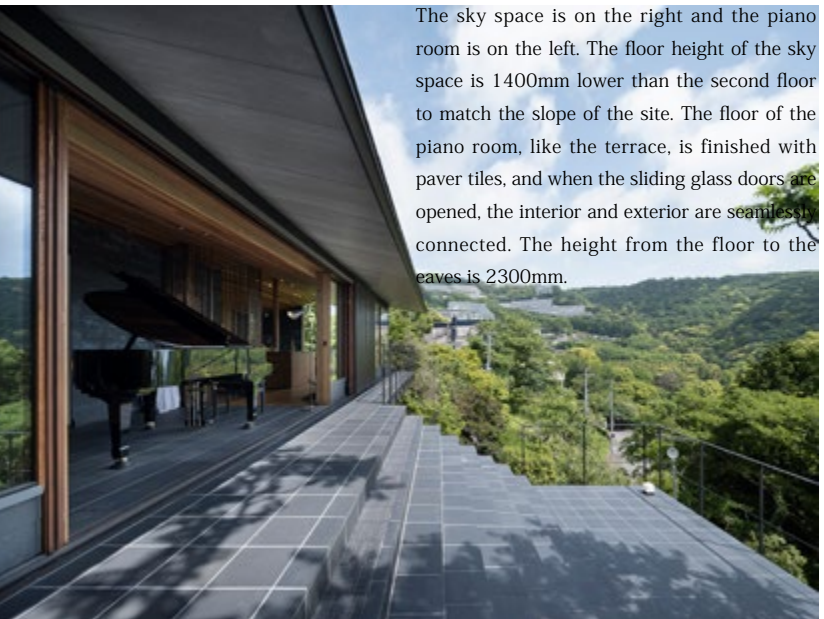
From the bridge, the view extends to the mountains in the distance. On the east face of the building, 26x65mm wooden louvers are spaced 100mm apart. The gravel in the foreground is a rain drop.




The piano room, the central room, and the Japanese room are seen behind the piano room. The space is gently divided by black bamboo louvers placed at random intervals. The ceiling height is from 2,200 to 2,800mm



Japanese room. The center of gravity of the space is lowered by enclosing the perimeter of the room with seating, creating a calm and relaxing place to stay.



The sky space is on the right and the piano room is on the left. The floor height of the sky space is 1400mm lower than the second floor to match the slope of the site. The floor of the piano room, like the terrace, is finished with paver tiles, and when the sliding glass doors are opened, the interior and exterior are seamlessly connected. The height from the floor to the eaves is 2300mm.



Staircase terrace (sky space) as a stage



Looking through the tatami-mat-lined inner room. A bench and bamboo lattice divide the space.



Bench and dining room as framing to create stable proportions



Benches surrounding the island kitchen cut horizontally through the landscape.



Red cedar ceilings unify the space, while each location is divided by floor finishes and bamboo grids.



Handrail and Towada stone(Stones produced in Japan) bath made from a fallen tree found on the site